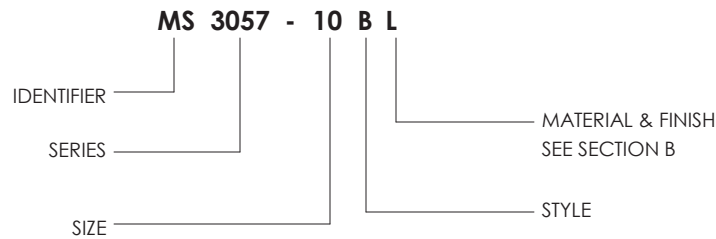


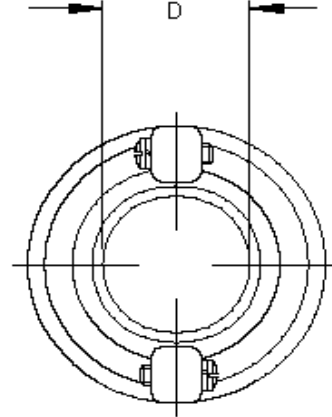
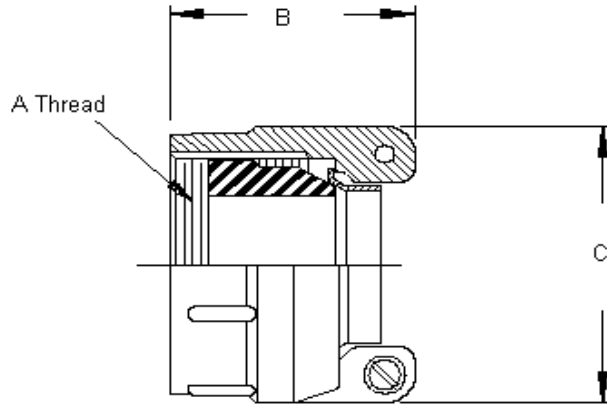
MS3057B Clamps provide a simple, economical way of achieving strain relief on cable assemblies and wiring harnesses. All clamps mate with the MIL-DTL-5015 "A" Solder shell size shown.

For reference connector part numbers are MS3100A - MS3106A

PART NUMBER BREAKDOWN



DISCLAIMER: All information is believed to be reliable. Readers should independently evaluate the suitability of each product for their application. Compaero makes no warranties as to the accuracy or completeness of the information herein and disclaims any liability regarding its use. Specifications are subject to change without notice. Compaero reserves the right to make changes, without notification to the customer, to processing or materials that do not affect compliance with any applicable specification. **Drawings are not to scale.**



Dash No.	Connector Shell Reference	A Thread Class 2B	B Max	C Dia Max	D Min	Bushing Reference
3B	8S, 10S	1/2 - 28 UNEF	1.031 (26.2)	.812 (20.6)	.231 (5.9)	MS3420-3A
4B	10SL, 12S, 12	5/8 - 24 UNEF	1.031 (26.2)	.937 (23.8)	.315 (8.0)	MS3420-4A
6B	14S, 14	3/4 - 20 UNEF	1.031 (26.2)	1.062 (27.0)	.440 (11.2)	MS3420-6A
8B	16S, 16	7/8 - 20 UNEF	1.031 (26.2)	1.188 (30.2)	.515 (13.1)	MS3420-8A
10B	18	1 - 20 UNEF	1.094 (27.8)	1.312 (33.3)	.614 (15.6)	MS3420-10A
12B	20, 22	1 3/16 - 18 UNEF	1.219 (31.0)	1.562 (39.7)	.738 (18.7)	MS3420-12A
16B	24, 28	1 7/16 - 18 UNEF	1.219 (31.0)	1.750 (44.5)	.926 (23.5)	MS3420-16A
20B	32	1 3/4 - 18 UNS	1.344 (34.1)	2.250 (57.2)	1.200 (30.5)	MS3420-20A
24B	36	2 - 18 UNS	1.547 (39.3)	2.375 (60.3)	1.363 (34.6)	MS3420-24A
28B	40	2 1/4 - 16 UN	1.547 (39.3)	2.625 (66.7)	1.611 (40.9)	MS3420-28A
32B	44	2 1/2 - 16 UN	1.734 (44.0)	2.812 (71.4)	1.865 (47.4)	MS3420-32A
40B	48	3 - 16 UN	1.781 (45.2)	3.312 (84.1)	2.365 (60.1)	MS3420-40A

DISCLAIMER: All information is believed to be reliable. Readers should independently evaluate the suitability of each product for their application. Compaero makes no warranties as to the accuracy or completeness of the information herein and disclaims any liability regarding its use. Specifications are subject to change without notice. Compaero reserves the right to make changes, without notification to the customer, to processing or materials that do not affect compliance with any applicable specification. **Drawings are not to scale.**

Compaero employs traceable methods when sourcing and using material. All manufacturer certifications are kept on file and are available upon request. For more information please contact Compaero.

Component	Material
Barrels	Aluminum 6061 or 300 Series Stainless Steel
Barrel Castings	Aluminum Alloy A380
Braid / Shield	Tinned Copper per QQB-575
Clamp Bodies	Aluminum 6061 or 300 Series Stainless Steel
Clamp Grommets, Bushings	Neoprene, Silicone or Fluorosilicone
Clamp Nuts	300 Series Stainless Steel
Clamp Saddles	Aluminum 6061 or 300 Series Stainless Steel
Clamp Hardware	300 Series Stainless Steel
Coupling Rings	Aluminum 6061 or 300 Series Stainless Steel
E-Nuts	Aluminum 6061 or 300 Series Stainless Steel
Ferrules	Aluminum 6061 or 300 Series Stainless Steel
Followers	Aluminum 6061 or 300 Series Stainless Steel
O-Rings	Silicone
Retaining Rings	300 Series Stainless Steel
Self Locking Clips	Non Corrosive material

DISCLAIMER: All information is believed to be reliable. Readers should independently evaluate the suitability of each product for their application. Compaero makes no warranties as to the accuracy or completeness of the information herein and disclaims any liability regarding its use. Specifications are subject to change without notice. Compaero reserves the right to make changes, without notification to the customer, to processing or materials that do not affect compliance with any applicable specification. **Drawings are not to scale.**



Table 1 shows common Compaero finishes and their Mil-Spec equivalents (where applicable).
Additional finishes are available upon request.

TABLE 1 - Common Material and Finish Codes

Compaero Ordering Code	AS85049	Material	Finish
C	A	Aluminum	Black anodize - In accordance with Class 2 of AMS-A-8625, Type II. -65 to +175 °C
F	N	Aluminum	Electroless nickel - In accordance with AMS-C-26074 or AMS2404. -65 to +200 °C
H	N/A	Aluminum	Clear Cadmium - SAE-AMS-QQ-P-416 Type II Class 2 over electroless nickel, 1000 Hour Salt Spray, Conductive -65 to +175°C
W	W	Aluminum	Cadmium, Olive drab over suitable underplate, 1000 hour salt spray -65 to +175 °C
P	X	Aluminum	Nickel fluorocarbon polymer. Nickel with fluorocarbon polymer additives over a suitable underplate to withstand
D	Y	Aluminum	Pure dense electrodeposited aluminum in accordance with MIL-DTL-83488, Type II, to withstand 500 hours of salt
T	Z	Aluminum	Zinc nickel, Black, in accordance with ASTM B841 over suitable underplate to withstand 1000 hours of salt spray testing.
Y	N/A	Aluminum	Zinc-Cobalt, Olive Drab, ASTM B 840 Grade 6 Type D over electroless nickel, 350 Hour Salt Spray, Conductive -65 to +175°C
Z	N/A	Aluminum	Zinc-Cobalt, Black, ASTM B 840 Grade 6 Type D over electroless nickel 350 Hour Salt Spray, Conductive -65 to +175°C
KB	B	Stainless Steel	Black cadmium - In accordance with AMS-QQ-P-416, Type II, Class 3. -65 to +175 °C
K	S	Stainless Steel	Passivate - In accordance with AMS-QQ-P-35, AMS 2700, or ASTM A 967. -65 to + 200 °C
KP	XS	Stainless Steel	Nickel fluorocarbon polymer. Nickel with fluorocarbon polymer additives over a suitable underplate to withstand
KD	YS	Stainless Steel	Pure dense electrodeposited aluminum in accordance with MIL-DTL-83488, Type II
KT	ZS	Stainless Steel	Zinc nickel in accordance with ASTM B841 over suitable underplate to withstand 1000 hours of salt spray testing
KN	N/A	Stainless Steel	Electrodeposited Nickel per SAE-AMS-QQ-N-290 Class 1 Grade F
M	T	Composite	Composite material without plating
MJ	J	Composite	Olive drab cadmium plate in accordance with AMS-QQ-P-416. To withstand 2000 hour salt spray. Finish shall be electrically conductive. -65 to + 175 °C
ML	L	Composite	Cadmium (olive drab) over electroless nickel, selective plating -65 to +175 °C
MM	M	Composite	Electrically conductive electroless nickel plating. Finish shall withstand 2000 hour salt spray. -65 to +200 °C

DISCLAIMER: All information is believed to be reliable. Readers should independently evaluate the suitability of each product for their application. Compaero makes no warranties as to the accuracy or completeness of the information herein and disclaims any liability regarding its use. Specifications are subject to change without notice. Compaero reserves the right to make changes, without notification to the customer, to processing or materials that do not affect compliance with any applicable specification. **Drawings are not to scale.**