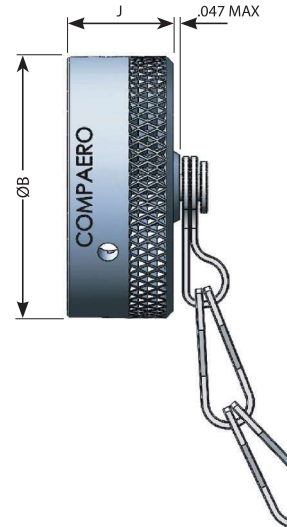
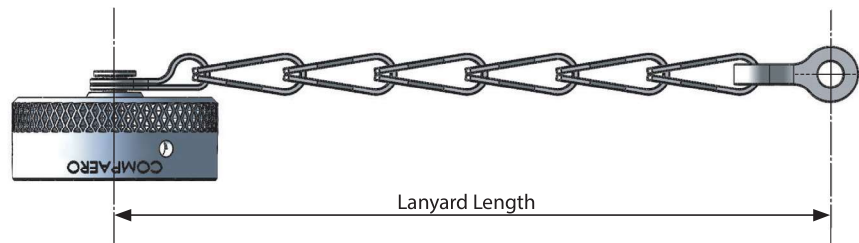


CPA 592 - Plug Cover



CPA 602 - Receptacle Cover



CPA 592-12 W-S5-22

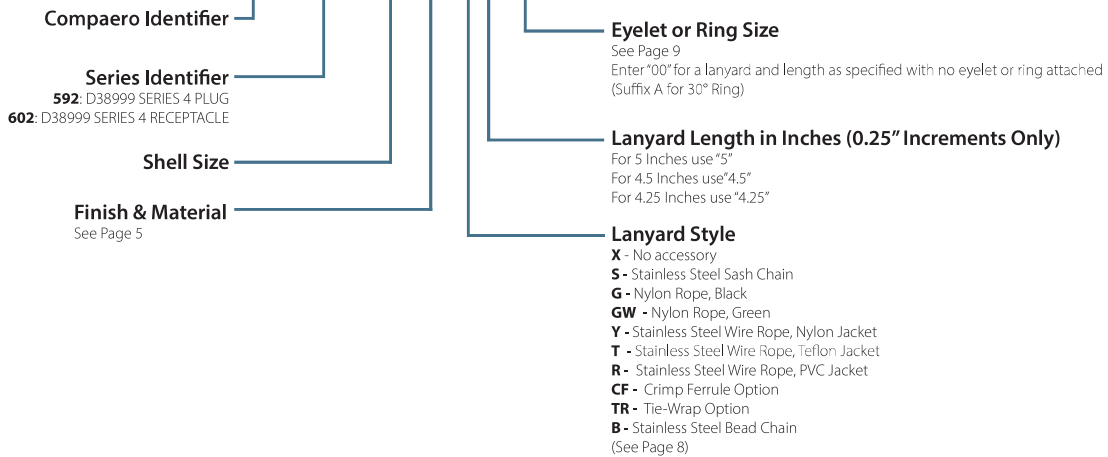


Table 1 CPA 592 Plug Cover Dimensions

SHELL SIZE	ØA MAX.		G MAX.		STD. LANYARD LENGTH 1*		STD. LANYARD LENGTH 2*	
	in	mm	in	mm	in	mm	in	mm
8	.766	19.46	.767	19.48	5.00	127.00	8.00	203.20
10	.906	23.01	.767	19.48	5.00	127.00	8.00	203.20
12	1.078	27.38	.767	19.48	5.00	127.00	8.00	203.20
14	1.141	28.98	.767	19.48	5.00	127.00	8.00	203.20
16	1.266	32.16	.767	19.48	5.00	127.00	8.00	203.20
18	1.375	34.93	.767	19.48	5.00	127.00	8.00	203.20
20	1.510	38.35	.767	19.48	5.00	127.00	8.00	203.20
22	1.625	41.28	.767	19.48	5.00	127.00	8.00	203.20
24	1.760	44.70	.767	19.48	5.00	127.00	8.00	203.20

* Tolerances for lanyard Length
inches $\pm .25$
millimeters: ± 6.35

Table 2 CPA 602 Receptacle Cover Dimensions

SHELL SIZE	ØB MAX.		J MAX.		STD. LANYARD LENGTH 1*		STD. LANYARD LENGTH 2*	
	in	mm	in	mm	in	mm	in	mm
8	.776	19.45	.618	15.70	5.00	127.00	8.00	203.20
10	.906	23.01	.618	15.70	5.00	127.00	8.00	203.20
12	1.078	27.38	.618	15.70	5.00	127.00	8.00	203.20
14	1.141	28.98	.618	15.70	5.00	127.00	8.00	203.20
16	1.266	32.16	.618	15.70	5.00	127.00	8.00	203.20
18	1.375	34.93	.618	15.70	5.00	127.00	8.00	203.20
20	1.510	38.35	.618	15.70	5.00	127.00	8.00	203.20
22	1.625	41.28	.618	15.70	5.00	127.00	8.00	203.20
24	1.760	44.70	.618	15.70	5.00	127.00	8.00	203.20

* Tolerances for lanyard Length
inches $\pm .25$
millimeters: ± 6.35