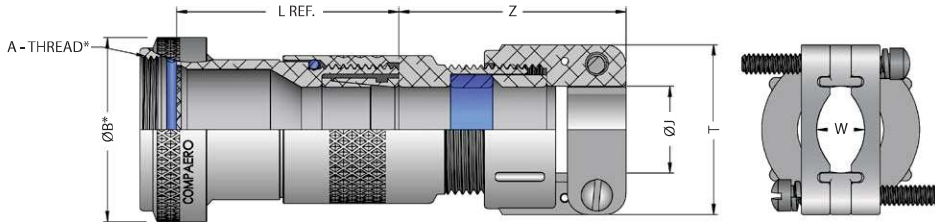


SERIES 80

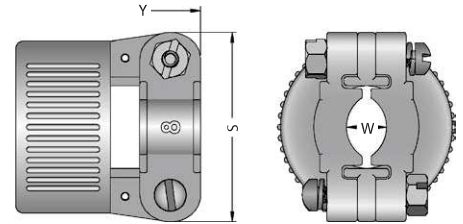
Submersible EMI/RFI Cable Clamp Adapter Environmental, Screened

COMPAERO

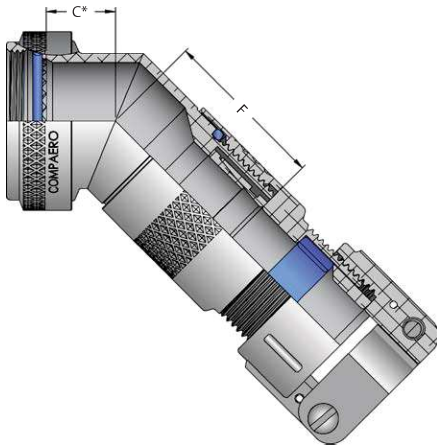
Angle 1 - Straight Rotatable Coupling, Type A Clamp



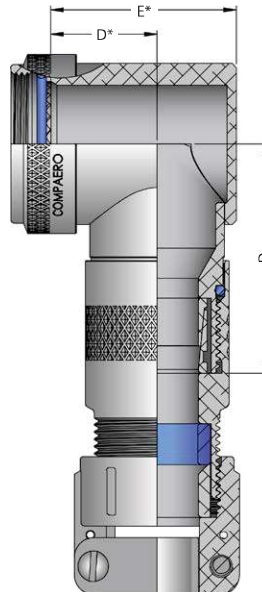
Clamp Option - Type H Clamp



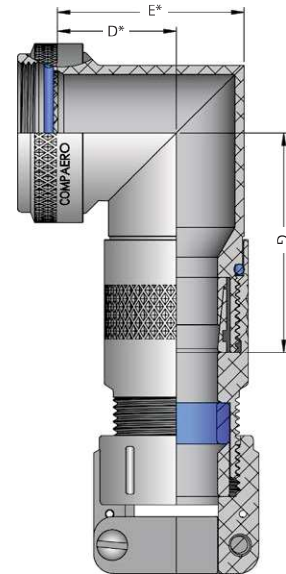
Angle 4 - 45 Degree



Angle 8 - 90 Degree



Angle 9 90 Degree Miter Cut



CP A 80 1 W D - 12 03 H - 10

Compaero Identifier

Connector Interface

See page 6 for details

Series Identifier

Angle

Material & Finish

See page 7 for details

Coupling Ring Option

Omit for standard rotatable

D - Direct coupling

E - Seat-lock (Non-detent, self locking)

S - Self locking (Detent, ratchet style)

T - Safety wire holes

W - Wrench flats

See page 8 for details

Length Option

Omit for 1.50" (Standard) & angled parts
0.25" Increments (10 = 2.50")

Cable Clamp Type

A - MS3057A (shown in drawings)

H - MS3057D

Cable Clamp Size

See table 2&3

Shell Size

See table 1

*Refer to fold out interface tables
inches [millimeters]



Table 1 Shell Size

SHELL SIZE	F MAX	G MAX
	in mm	in mm
08/09	1.08 27.4	1.35 34.3
10/11	1.11 28.2	1.42 36.1
12/13	1.13 28.7	1.48 37.6
14/15	1.16 29.5	1.54 39.1
16/17	1.19 30.2	1.60 40.6
18/19	1.20 30.5	1.63 41.4
20/21	1.22 31.0	1.70 43.2
22/23	1.25 31.8	1.76 44.7
24/25	1.28 32.5	1.82 46.2
28/29	1.30 33.0	1.88 47.8
32/33	1.35 34.3	2.01 51.1
36	1.39 35.3	2.10 53.3
40	1.44 36.6	2.23 56.6
44	1.50 38.1	2.35 59.7
48	1.55 39.4	2.48 63.0
61	1.26 32.0	1.79 45.5

Table 2 Type A Clamp

ENTRY CODE	CLAMP REF	ØJ	T MAX	W REF	Z MAX
		in mm	in mm	in mm	in mm
01	CP3057-3A	0.250 6.4	0.84 21.4	0.16 4.0	1.64 41.7
02	CP3057-4A	0.312 7.9	0.91 23.0	0.19 4.8	1.64 41.7
03	CP3057-6A	0.438 11.1	1.09 27.8	0.28 7.1	1.93 49.1
04	CP3057-8A	0.563 14.3	1.19 30.1	0.34 8.7	2.00 50.7
05	CP3057-10A	0.625 15.9	1.28 32.5	0.38 9.5	2.00 50.7
06	CP3057-12A	0.750 19.1	1.50 38.1	0.44 11.1	2.00 50.7
07	CP3057-16A	0.938 23.8	1.72 43.7	0.56 14.3	2.09 53.1
08	CP3057-20A	1.250 31.8	2.06 52.4	0.75 19.1	2.09 53.1
09	CP3057-24A	1.375 34.9	2.31 58.7	0.78 19.8	2.09 53.1
10	CP3057-28A	1.625 41.3	2.72 69.1	0.97 24.6	2.62 66.6
11	CP3057-32A	1.875 47.6	2.97 75.4	1.13 28.6	2.62 66.6

Table 3 Type H Clamp

ENTRY CODE	CLAMP REF	ØJ	S MAX	W REF	Y MAX
		in mm	in mm	in mm	in mm
02	CP3057-4D	0.313 7.9	0.96 24.3	0.17 4.2	1.97 50.0
03	CP3057-6D	0.438 11.1	1.15 29.1	0.29 7.3	2.20 55.8
04	CP3057-8D	0.563 14.3	1.33 33.8	0.34 8.7	2.20 55.8
05	CP3057-10D	0.625 15.9	1.33 33.8	0.37 9.5	2.20 55.8
06	CP3057-12D	0.750 19.1	1.55 39.4	0.52 13.2	2.23 56.6
07	CP3057-16D	0.938 23.8	1.77 45.0	0.64 16.3	2.32 59.0
08	CP3057-20D	1.250 31.8	2.11 53.7	0.86 21.7	2.51 63.8
09	CP3057-24D	1.375 34.9	2.36 60.0	0.99 25.1	2.54 64.6
10	CP3057-28D	1.625 41.3	2.77 70.4	1.26 32.1	2.82 71.6
11	CP3057-32D	1.875 47.6	3.02 76.7	1.42 36.0	2.82 71.6

inches millimeters
Tolerance ±0.01±0.25

Compaero offer termination solutions for virtually all known connector interfaces, the variants highlighted below are our standard lines, available on all product lines shown in this catalog.

To discuss connector interface options not shown, please contact your local sales representative, or visit www.compaero.com

CONNECTOR INTERFACE	INTERFACE CODE
EN2997, ESC10, ESC11	A
EN3645	H
MIL-DTL-26482 SERIES I SOLDER MS3110, MS3116 WITHOUT ACCESSORY TEETH	DK
MIL-DTL-26482 SERIES II MS3470, MS3471, MS3472, MS3474, MS3475, MS3476	A
MIL-DTL-38999 SERIES I & II MS27466 - 68, MS27472 - 74, MS27479 - 81, MS27484, MS27497, MS27652, MS27653, M27656	F
MIL-DTL-38999 SERIES III & IV D38999/20, /24, /26, /40, /46, /47	H
MIL-DTL-5015 SOLDER M3100, MS3101, MS3106, Amphenol - Class A (Blue Insert)	BA*
MIL-DTL-5015 SOLDER M3100, MS3101, MS3106, Bendix - Class A, E & R	BB*
MIL-DTL-5015 SOLDER M3100, MS3101, MS3106, Cannon - Class A, E & R	BC*
MIL-DTL-5015 SOLDER M3100, MS3101, MS3106, Amphenol - Class R (Resilient Insert)	BR*
MIL-DTL-5015 CRIMP MS3400, MS3401, MS3404, MS3406, MS3450, MS3451, MS3454, MS3456	A
MIL-DTL-83723 SERIES I & III M83723 /1 - /8, /13, /14, /36 - /43, /48, /49, /65 - /78, /82 - /87, /91, /92, /95, /97, /98	A
BS9522 F0017 PATT 105 AMPHENOL 62GB	VA
VG95234 / BS9522 F0032 PATT 121B ABCIR RANGE	VB

* See page 39 for interface data

All Compaero backshells are available in a wide selection of material and plating combinations, from heavy duty marine applications to lightweight aerospace solutions, there is an option for almost any situation.

CODE	MIL SPEC CODE	MATERIAL	PLATING	PROCESS	ROHS COMPLIANT
B		Marine Bronze	Shotblast, Nonreflective	1000 Hour Salt Spray, Conductive -65 to +200°C	Yes
C	A	Aluminum	Anodize, Black	AMS-A-8625 Type II Class 2, 336 Hour Salt Spray, Non-Conductive -65 to +175°C	Yes
F	N, F	Aluminum	Electroless Nickel	AMS-C-26074 Class 4 Grade B; ASTM-B-733, SC 2, Type IV, 48 Hour Salt Spray, Conductive -65 to +200°C	Yes
G		Aluminum	Anodize, Hardcoat, Black	AMS-A-8625 Type III, Class 2, .001" thick, 336 Hour Salt Spray, Non-Conductive -65 to +200°C	Yes
KB	B	Stainless Steel	Cadmium, Black	SAE-AMS-QQ-P-416 Type II Class 3 1000 Hour Salt Spray, Conductive -65 to +175°C	No
K	S	Stainless Steel	Passivate	SAE-AMS-SAE-AMS-QQ-P-35 Type VI 1000 Hour Salt Spray, Conductive -65 to +200°C	Yes
KL		Stainless Steel	Electrodeposited Nickel	SAE-AMS-QQ-N-290 Class 1 Grade F 1000 Hour Salt Spray, Conductive -65 to +200°C	Yes
TR		Aluminum	Zinc-Nickel, Black	ASTM B841 Grade 5 over electroless nickel 500 Hour Salt Spray, Conductive -65 to +175°C	Yes
T		Aluminum	Zinc-Nickel, Black	ASTM B841 Grade 5 over electroless nickel 1000 Hour Salt Spray, Conductive -65 to +175°C	No
W	W	Aluminum	Cadmium, Olive Drab	SAE-AMS-QQ-P-416 Type II Class 2 over electroless nickel 1000 Hour Salt Spray, Conductive -65 to +175°C	No
X		Aluminum	Unplated		Yes
Y		Aluminum	Zinc-Cobalt, Olive Drab	ASTM B 840 Grade 6 Type D over electroless nickel, 350 Hour Salt Spray, Conductive -65 to +175°C	Yes
ZN		Aluminum	Zinc-Nickel, Olive Drab	ASTM B841 Grade 5 over electroless nickel 1000 Hour Salt Spray, Conductive -65 to +175°C	No
Z		Aluminum	Zinc-Cobalt, Black	ASTM B 840 Grade 6 Type D over electroless nickel 350 Hour Salt Spray, Conductive -65 to +175°C	Yes

For the full list of available options, please consult www.compaero.com
Please note that the colours shown above are for illustrative purposes only - actual finish colour may vary.


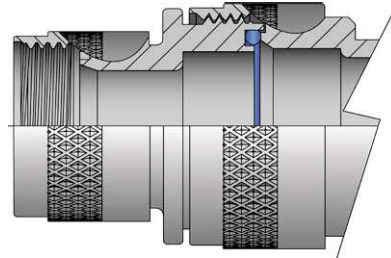
Type 2 Coupling Rings

When the selected cable entry exceeds the **MAX ENTRY** stated in the **INTERFACE TABLE**, you may choose to have a type 2 assembly. The two-piece assembly allows a large cable diameter to be maintained as close to the connector body as possible, allowing maximum continuation of screens and wire protection, whilst also providing an access point close to the connector.

To specify a type 2 assembly, place modification code -079 at the end of the part number when ordering.

Modification Code Example: CPA461W-1410-VG0-079

To receive a standard one-piece adapter, no modification code is needed.

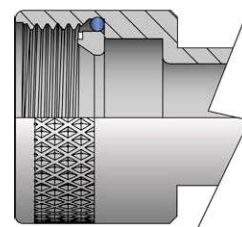


Wrench Flat Coupling Rings OPTION W

Wrench flats are an available option on most Compaero adapters and backshells, allowing for an easier way of tightening the coupling ring when working with reduced accessibility.

Direct Coupling Rings OPTION D

Available on straight adapters only.



Seat-Lock Coupling Rings, Non-Detent Self-Locking OPTION E

Using a spring loaded retaining ring, Compaero Seat-Lock coupling rings are a non detent way to achieve self locking. This option ensures that the accessory teeth of the connector mate properly with the teeth on the adapter or backshell by applying constant force between the two. The Compaero Seat-Lock option is an excellent choice if an easy, economical self locking solution is required.

Safety Wire Holes OPTION T

Safety wire holes can be specified on standard rotatable coupling rings for use with safety wire after installation. Safety wire ensures the coupling ring will not un-couple during shock and/or vibration. These are common on AS85049 accessories. When this option is specified the coupling ring will have 3 equally spaced wire holes (120 degrees apart), sufficient to accommodate 0.020 inch wire.

Self-Locking Coupling Rings, Detent OPTION S

Detent style self locking features a ratcheting coupling ring using non corrosive clips located within the coupling ring. Many AS85049 specifications specify this detent style self locking coupling ring making this one of the most popular ways of achieving a self locking adapter or backshell.

The above coupling ring options are available on most Compaero backshells and adapters. Please contact the sales team for more information.