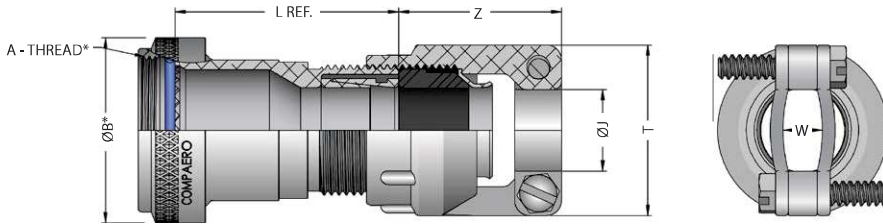


# SERIES 81

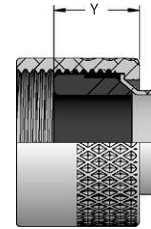
Non-Submersible EMI/RFI Cable Clamp Adapter Environmental, Screened

COMPAERO

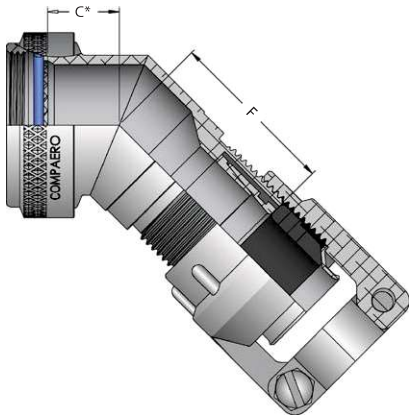
## Angle 1 - Straight Rotatable Coupling, Type C Clamp



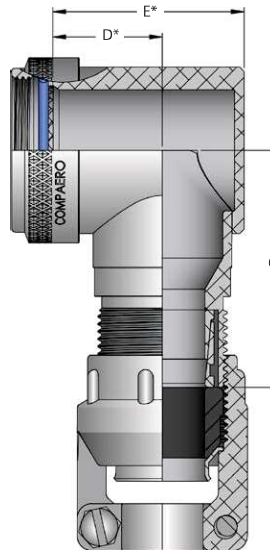
## Clamp Option - Type E Nut



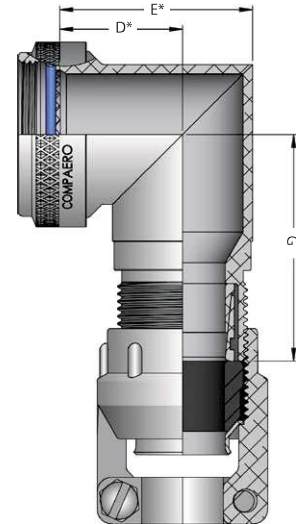
## Angle 4 - 45 Degree



## Angle 8 - 90 Degree



## Angle 9 90 Degree Miter Cut



### CP A 81 1 W D - 12 03 C - 10

**Compaero Identifier**

**Connector Interface**

See page 6 for details

**Series Identifier**

**Angle**

**Material & Finish**

See page 7 for details

**Coupling Ring Option**

Omit for standard rotatable

**D** - Direct coupling

**E** - Seat-lock (Non-detent, self locking)

**S** - Self locking (Detent, ratchet style)

**T** - Safety wire holes

**W** - Wrench flats

See page 8 for details

**Length Option**

Omit for 1.50" (Standard) & angled parts  
0.25" Increments (10 = 2.50")

**Cable Clamp Type**

**C** - MS3057C (shown in drawings)

**E** - STYLE 'E'

**Cable Clamp Size**

See table 2&3

**Shell Size**

See table 1

\*Refer to fold out interface tables  
inches [millimeters]



**Table 1** Shell Size

SHELL SIZE	F MAX	G MAX
	in mm	in mm
08/09	1.08 27.4	1.35 34.3
10/11	1.11 28.2	1.42 36.1
12/13	1.13 28.7	1.48 37.6
14/15	1.16 29.5	1.54 39.1
16/17	1.19 30.2	1.60 40.6
18/19	1.20 30.5	1.63 41.4
20/21	1.22 31.0	1.70 43.2
22/23	1.25 31.8	1.76 44.7
24/25	1.28 32.5	1.82 46.2
28/29	1.30 33.0	1.88 47.8
32/33	1.35 34.3	2.01 51.1
36	1.39 35.3	2.10 53.3
40	1.44 36.6	2.23 56.6
44	1.50 38.1	2.35 59.7
48	1.55 39.4	2.48 63.0
61	1.26 32.0	1.79 45.5

**Table 2** Type E Nut

ENTRY CODE	CLAMP REF	ØJ		Y MAX	
		in	mm	in	mm
01	CP3057-3E	0.250	6.4	0.79	20.0
02	CP3057-4E	0.313	7.9	0.79	20.0
03	CP3057-6E	0.438	11.1	0.79	20.0
04	CP3057-8E	0.563	14.3	0.79	20.1
05	CP3057-10E	0.625	15.9	0.81	20.5
06	CP3057-12E	0.750	19.1	0.88	22.4
07	CP3057-16E	0.938	23.8	0.87	22.0
08	CP3057-20E	1.250	31.8	0.94	23.9
09	CP3057-24E	1.375	34.9	1.17	29.8
10	CP3057-28E	1.625	41.3	1.17	29.7
11	CP3057-32E	1.875	47.6	1.29	32.7

**Table 3** Type C Clamp

ENTRY CODE	CLAMP REF	ØJ		T MAX	W REF	Z MAX
		in	mm	in	mm	in
01	CP3057-3C	0.250	6.4	0.81 20.6	0.22 5.5	1.42 36.2
02	CP3057-4C	0.312	7.9	0.94 23.8	0.30 7.5	1.42 36.2
03	CP3057-6C	0.438	11.1	1.06 27.0	0.39 9.9	1.42 36.2
04	CP3057-8C	0.563	14.3	1.19 30.2	0.43 11.0	1.42 36.2
05	CP3057-10C	0.625	15.9	1.31 33.3	0.43 11.0	1.49 37.8
06	CP3057-12C	0.750	19.1	1.56 39.7	0.60 15.1	1.49 37.8
07	CP3057-16C	0.938	23.8	1.75 44.5	0.60 15.1	1.61 40.9
08	CP3057-20C	1.250	31.8	2.25 57.2	0.86 21.8	1.86 47.3
09	CP3057-24C	1.375	34.9	2.38 60.3	0.86 21.8	2.11 53.6
10	CP3057-28C	1.625	41.3	2.63 66.7	1.11 28.1	2.11 53.6
11	CP3057-32C	1.875	47.6	2.81 71.4	1.42 36.1	2.21 56.0

inches millimeters  
Tolerance ±0.01±0.25

Compaero offer termination solutions for virtually all known connector interfaces, the variants highlighted below are our standard lines, available on all product lines shown in this catalog.

To discuss connector interface options not shown, please contact your local sales representative, or visit [www.compaero.com](http://www.compaero.com)

CONNECTOR INTERFACE	INTERFACE CODE
<b>EN2997, ESC10, ESC11</b>	<b>A</b>
<b>EN3645</b>	<b>H</b>
<b>MIL-DTL-26482 SERIES I SOLDER</b> MS3110, MS3116 WITHOUT ACCESSORY TEETH	<b>DK</b>
<b>MIL-DTL-26482 SERIES II</b> MS3470, MS3471, MS3472, MS3474, MS3475, MS3476	<b>A</b>
<b>MIL-DTL-38999 SERIES I &amp; II</b> MS27466 - 68, MS27472 - 74, MS27479 - 81, MS27484, MS27497, MS27652, MS27653, M27656	<b>F</b>
<b>MIL-DTL-38999 SERIES III &amp; IV</b> D38999/20, /24, /26, /40, /46, /47	<b>H</b>
<b>MIL-DTL-5015 SOLDER</b> M3100, MS3101, MS3106, Amphenol - Class A (Blue Insert)	<b>BA*</b>
<b>MIL-DTL-5015 SOLDER</b> M3100, MS3101, MS3106, Bendix - Class A, E & R	<b>BB*</b>
<b>MIL-DTL-5015 SOLDER</b> M3100, MS3101, MS3106, Cannon - Class A, E & R	<b>BC*</b>
<b>MIL-DTL-5015 SOLDER</b> M3100, MS3101, MS3106, Amphenol - Class R (Resilient Insert)	<b>BR*</b>
<b>MIL-DTL-5015 CRIMP</b> MS3400, MS3401, MS3404, MS3406, MS3450, MS3451, MS3454, MS3456	<b>A</b>
<b>MIL-DTL-83723 SERIES I &amp; III</b> M83723 /1 - /8, /13, /14, /36 - /43, /48, /49, /65 - /78, /82 - /87, /91, /92, /95, /97, /98	<b>A</b>
<b>BS9522 F0017 PATT 105</b> AMPHENOL 62GB	<b>VA</b>
<b>VG95234 / BS9522 F0032 PATT 121B</b> ABCIR RANGE	<b>VB</b>

\* See page 39 for interface data

All Compaero backshells are available in a wide selection of material and plating combinations, from heavy duty marine applications to lightweight aerospace solutions, there is an option for almost any situation.

CODE	MIL SPEC CODE	MATERIAL	PLATING	PROCESS	ROHS COMPLIANT
B		Marine Bronze	Shotblast, Nonreflective	1000 Hour Salt Spray, Conductive -65 to +200°C	Yes
C	A	Aluminum	Anodize, Black	AMS-A-8625 Type II Class 2, 336 Hour Salt Spray, Non-Conductive -65 to +175°C	Yes
F	N, F	Aluminum	Electroless Nickel	AMS-C-26074 Class 4 Grade B; ASTM-B-733, SC 2, Type IV, 48 Hour Salt Spray, Conductive -65 to +200°C	Yes
G		Aluminum	Anodize, Hardcoat, Black	AMS-A-8625 Type III, Class 2, .001" thick, 336 Hour Salt Spray, Non-Conductive -65 to +200°C	Yes
KB	B	Stainless Steel	Cadmium, Black	SAE-AMS-QQ-P-416 Type II Class 3 1000 Hour Salt Spray, Conductive -65 to +175°C	No
K	S	Stainless Steel	Passivate	SAE-AMS-SAE-AMS-QQ-P-35 Type VI 1000 Hour Salt Spray, Conductive -65 to +200°C	Yes
KL		Stainless Steel	Electrodeposited Nickel	SAE-AMS-QQ-N-290 Class 1 Grade F 1000 Hour Salt Spray, Conductive -65 to +200°C	Yes
TR		Aluminum	Zinc-Nickel, Black	ASTM B841 Grade 5 over electroless nickel 500 Hour Salt Spray, Conductive -65 to +175°C	Yes
T		Aluminum	Zinc-Nickel, Black	ASTM B841 Grade 5 over electroless nickel 1000 Hour Salt Spray, Conductive -65 to +175°C	No
W	W	Aluminum	Cadmium, Olive Drab	SAE-AMS-QQ-P-416 Type II Class 2 over electroless nickel 1000 Hour Salt Spray, Conductive -65 to +175°C	No
X		Aluminum	Unplated		Yes
Y		Aluminum	Zinc-Cobalt, Olive Drab	ASTM B 840 Grade 6 Type D over electroless nickel, 350 Hour Salt Spray, Conductive -65 to +175°C	Yes
ZN		Aluminum	Zinc-Nickel, Olive Drab	ASTM B841 Grade 5 over electroless nickel 1000 Hour Salt Spray, Conductive -65 to +175°C	No
Z		Aluminum	Zinc-Cobalt, Black	ASTM B 840 Grade 6 Type D over electroless nickel 350 Hour Salt Spray, Conductive -65 to +175°C	Yes

For the full list of available options, please consult [www.compaero.com](http://www.compaero.com)  
Please note that the colours shown above are for illustrative purposes only - actual finish colour may vary.


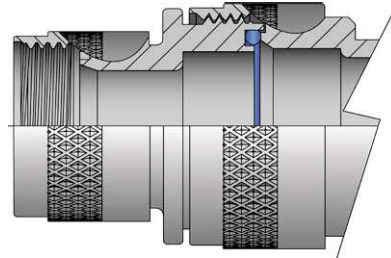
## Type 2 Coupling Rings

When the selected cable entry exceeds the **MAX ENTRY** stated in the **INTERFACE TABLE**, you may choose to have a type 2 assembly. The two-piece assembly allows a large cable diameter to be maintained as close to the connector body as possible, allowing maximum continuation of screens and wire protection, whilst also providing an access point close to the connector.

To specify a type 2 assembly, place modification code -079 at the end of the part number when ordering.

**Modification Code Example:** CPA461W-1410-VG0-079

To receive a standard one-piece adapter, no modification code is needed.

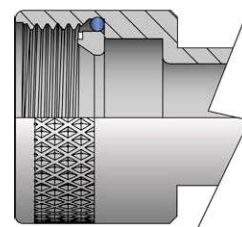


## Wrench Flat Coupling Rings OPTION W

Wrench flats are an available option on most Compaero adapters and backshells, allowing for an easier way of tightening the coupling ring when working with reduced accessibility.

## Direct Coupling Rings OPTION D

Available on straight adapters only.



## Seat-Lock Coupling Rings, Non-Detent Self-Locking OPTION E

Using a spring loaded retaining ring, Compaero Seat-Lock coupling rings are a non detent way to achieve self locking. This option ensures that the accessory teeth of the connector mate properly with the teeth on the adapter or backshell by applying constant force between the two. The Compaero Seat-Lock option is an excellent choice if an easy, economical self locking solution is required.

## Safety Wire Holes OPTION T

Safety wire holes can be specified on standard rotatable coupling rings for use with safety wire after installation. Safety wire ensures the coupling ring will not un-couple during shock and/or vibration. These are common on AS85049 accessories. When this option is specified the coupling ring will have 3 equally spaced wire holes (120 degrees apart), sufficient to accommodate 0.020 inch wire.

## Self-Locking Coupling Rings, Detent OPTION S

Detent style self locking features a ratcheting coupling ring using non corrosive clips located within the coupling ring. Many AS85049 specifications specify this detent style self locking coupling ring making this one of the most popular ways of achieving a self locking adapter or backshell.

The above coupling ring options are available on most Compaero backshells and adapters. Please contact the sales team for more information.